



Rhombus Castors & Wheels



Technical description

- * sheet steel metal housing
- * zinc plating
- * modern design with high-quality plastic cover
- * double ball bearing in swivel head
- * protected from dust and water ingress by plastic sealing ring
- * integrated selection mechanism with total lock "q" and directional locking "r"
- * selection mechanism continually greased
- * guideline for finding the correct structure of attachment, foot and transmission level.

Wheel series 35K

- * thermoplastic elastomer tyre (TPE) iron grey RAL 7011 (Shore A 80)
- * plastic wheel central and thread guard white RAL 9010
- * precision ball bearing
- * Contact discoloration on unsealed ground possible
- * also available with other wheel variants wheel.



390Q	390R	35K	100R	Z2351	100	30	34	133	42	RAL 9010	100
390Q	390R	35K	125R	Z2351	125	32	34	158	44	RAL 9010	100
390Q	390R	35K	150R	Z2351	150	32	34	184	51	RAL 9010	120
390Q	390R	35K	200R	Z2351	200	32	34	237	61	RAL 9010	120

383Q	383R	40K	125V	K2359_B	125	64		150	31		120
383Q	383R	40K	150V	K2359_B	150	64		175	40		150

CGT / Swivel castor with total brake CPT / Swivel castor with total brake

Technical description

- * wheels have easy rollability
- * protects axle/bearing areas from hair/water
- * total lock models lock both the wheel and swivel
- * directional lock (lock swivel) models are available.

Application

- * store fixtures
- * electronic equipment
- * audio/visual equipment
- * furniture
- * medical equipment



CGT	CGT7554	75	54		86			66	40		
CGT	CGT7554BK	75	54		86			72	40		

CPT	CPT-3854-85	75	59		94			62	80		
CPT	CPT-4854-85	100	66		125			82	100		
CPT	CPT-5854-85	125	74		148			103	100		
CPT	CPT-3854-85BRK4	75	59		94			62	80		
CPT	CPT-4854-85BRK4	100	66		125			82	100		
CPT	CPT-5854-85BRK4	125	74		148			103	100		

489a / Swivel castor/normal and conductive wheels

489b / Swivel castor with total brake/normal and conductive wheels

Technical description

- * sheet steel metal housing
- * zinc plating
- * modern design with high-quality
- * double ball bearing in swivel head
- * integrated side brake systems
- * selection mechanism continually greased
- * guideline for finding the correct structure of attachment, foot and transmission level.

Wheel series 53R

- * glass fiber nylon normal and conductive wheel (Shore A 80)
- * precision ball bearing



489a 53R 075x ZPM_ESD_BS 75	45.5	34	102	105X79	86X60	8.8	540				
489b 53R 075x ZPM_ESD_BS 75	45.5	34	102	105X79	86X60	8.8	540				
489a 53R 075x ZPM	75	45.5	34	102	105X79	86X60	8.8	540			
489b 53R 075x ZPM	75	45.5	34	102	105X79	86X60	8.8	540			

S4-2205 / Swivel castor with rigid

S4-3305 / Swivel castor

S4-3307 / Swivel castor with rigid

S4-3312 / Swivel castor with rigid and high capacity

Technical description

- * sheet steel metal housing
- * zinc plating
- * modern design with high-quality
- * double ball bearing in swivel head
- * integrated side brake systems
- * selection mechanism continually greased
- * guideline for finding the correct structure of attachment, foot and transmission level.

Wheel series 53R

- * glass fiber nylon normal and conductive wheel (Shore A 80)
- * precision ball bearing



Type	Mounting Dimensions	Thickness of Top Plate 4mm	Mounting Diameter	Dimension of Top Plate
S4-3305	71-78x45mm	4mm	8.5mm	95x70mm
S4-3307	86x60mm	4mm	8.9mm	105x81mm
S4-3308	86x60mm	4mm	8.9mm	105x81mm
S4-3312	86x60mm	5mm	10.4mm	104x79mm
S4-2205	75x45mm	4mm	7.5mm	92x65mm

S4-2205-351-99	S4-2208-351-99	50	41	34	73	92X65	74X44	60	200		
S4-3305-351		75	46	34	103	93X62	77X44	66	227		
S4-3307-951	S4-3308-951	75	46	34	103	104X79	85X60	63	136		
S4-3307-351	S4-3308-351	75	46	34	103	104X79	85X60	63	310		
S4-3312-351	S4-3308-351R	75	46	34	103	105X81	85X60	60	540		

478a / Swivel castor

478i / Swivel castor with "i" brake

477a / Rigid castor

Technical description

- * heavy sheet metal housing zinc passivated
- * special swivel head with double ball race
- * triple-bolted to fork head
- * maintenance-free permanently grease filled in fork head, zinc passivated
- * also available with screw-on directional lock (ASL 478)



Wheel series 18K

- * polyurethane tyre red-orange (shore A 90)
- * cast wheel centre
- * precision ball bearing

478a	18K	100V	ZPK	100	40	48	148	138X109	105X75/80	11	275
478a	18K	125V	ZPK	125	40	48	178	138X109	105X75/80	11	350
478a	18K	150V	ZPK	150	50	48	205	138X109	105X75/80	11	600
478a	18K	200V	ZPK	200	50	58	248	138X109	105X75/80	11	600
478i	18K	125V	ZPK	125	40	48	178	138X109	105X75/80	11	350
478i	18K	150V	ZPK	150	50	48	205	138X109	105X75/80	11	600
478i	18K	200V	ZPK	200	50	58	248	138X109	105X75/80	11	600
477a	18K	100V	ZPK	100	40		148	138X109	105X75/80	11	275
477a	18K	125V	ZPK	125	40		178	138X109	105X75/80	11	350
477a	18K	150V	ZPK	150	50		205	138X109	105X75/80	11	600
477a	18K	200V	ZPK	200	50		248	138X109	105X75/80	11	600

S4-2205 / Swivel castor with rigid

S4-3305 / Swivel castor with directional

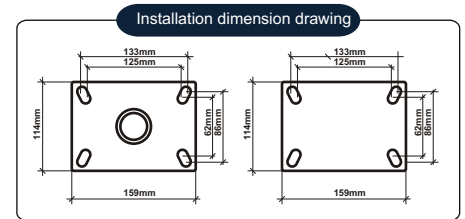
Technical description

- * full double ball hardened raceway
- * attractive zinc plated finish
- * multi-temp grease lubricated in extreme hot and cold temperatures
- * directional lock is available
- * thread guards is available
- * side lock is available



Wheel series Performa Rubber

- * Non-marking industrial strength thermoplastic elastomer tread bonded to ribbed polyolefin wheel core. (Fit for 4, 5 & 6 series application).



S6 Polyurethane HI-TECH	150	51	191	6-6209-929	6-6208-929	122	410		
S6 Polyurethane HI-TECH	200	51	165	6-6209-925	6-6208-925	122	410		
S6 Performa Rubber (Grey Flat)	150	51	191	6-6209-929	6-6208-929	122	270		
S6 Performa Rubber (Grey Round)	150	51	191	6-6209-925	6-6208-925	122	204		
S6 Performa Rubber (Black Flat)	150	51	191	6-6209-929	6-6208-929	122	270		
S6 Performa Rubber (Grey Flat)	200	51	241	6-6209-929	6-6208-929	159	306		
S6 Performa Rubber (Grey Round)	200	51	241	6-6209-925	6-6208-925	159	272		
S6 Performa Rubber (Black Flat)	200	51	241	6-6209-929	6-6208-929	159	306		

367a / Swivel castor

367h / Swivel castor with total brake mounted behind

364a / Rigid castor

Technical description

- * sheet steel metal housing
- * zinc passivated
- * swivel bearing with double ball race
- * protected from dust and water spray with plastic seal
- * also available with plate (77X67mm)



Wheel series 35K

- * thermoplastic elastomer tyre (TPE)
- * iron grey RAL 7011 (shore A 80)
- * plastic wheel centre silve grey RAL 7001
- * plastic thread guard silve grey RAL 7001
- * precision ball bearing

376a	35K 080R ZPF	80	30	43.5	117	95X70	75X45/72X52	9	80			
376a	35K 080R ZPF	80	30	41.5	117	95X70	75X45/72X52	9	100			
376a	35K 080R ZPF	80	30	43.5	117	95X70	75X45/72X52	9	100			
376a	35K 080R ZPF	80	30	51	117	95X70	75X45/72X52	9	120			
376a	35K 080R ZPF	80	30	61	117	95X70	75X45/72X52	9	120			

376h	35K 080R ZPF	80	30	43.5	117	95X70	75X45/72X52	9	80			
376h	35K 080R ZPF	80	30	41.5	117	95X70	75X45/72X52	9	100			
376h	35K 080R ZPF	80	30	43.5	117	95X70	75X45/72X52	9	100			
376h	35K 080R ZPF	80	30	51	117	95X70	75X45/72X52	9	120			
376h	35K 080R ZPF	80	30	61	117	95X70	75X45/72X52	9	120			

374a	35K 080R ZPF	80	30		117	95X70	75X45/72X52	9	80			
374a	35K 080R ZPF	80	30		117	95X70	75X45/72X52	9	100			
374a	35K 080R ZPF	80	30		117	95X70	75X45/72X52	9	100			
374a	35K 080R ZPF	80	30		117	95X70	75X45/72X52	9	120			
374a	35K 080R ZPF	80	30		117	95X70	75X45/72X52	9	120			

S2-3456 / Swivel castor

S2-3646 / Swivel castor with total brake

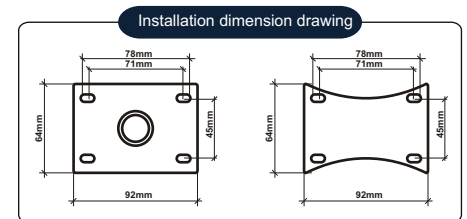
A2-3356 / Rigid castor

Technical description

- * thickness of top plate is 4mm
- * bolt hole diameter is 8.5mm
- * stainless side lock is available
- * total lock is available
- * nylon tread lock is available
- * straight thread stem is available
- * stainless steel material : 304
- * mounting options: top plate, straight thread stem, modular stem

Wheel series Performa Rubber

- * Non-marking industrial strength thermoplastic elastomer tread bonded to ribbed polyolefin wheel core. (Fit for 4, 5 & 6 series application).



S6	Polyolefin	75	32	108	A2-3356SS-91	A2-3308SS-91			100
S6	Polyolefin	90	32	119	2-3456-91	2-3408-91			91
S6	Polyolefin	100	32	130	2-4456-91	2-4408-91			91
S6	Polyolefin	125	32	157	2-5456-91	2-5408-91			91
S6	Polyolefin	75	32	108	2-3346-91BRK4				90
S6	Polyolefin	90	32	119	2-3646-91BRK4				136
S6	Polyolefin	100	32	130	2-4646-91BRK4				136
S6	Polyolefin	125	32	157	2-5646-91BRK4				136

- JBPN CC1/A** / Swivel castor diamond with toe-guard & non-toe-guard
- JBPN CC1/A-R** / Swivel castor rectangular with toe-guard & non-toe-guard
- JBPN CC1/AT16** / Swivel castor diamond with toe-guard & non-toe-guard
- JBPN CC1/A-RT16** / Swivel castor rectangular with toe-guard & non-toe-guard

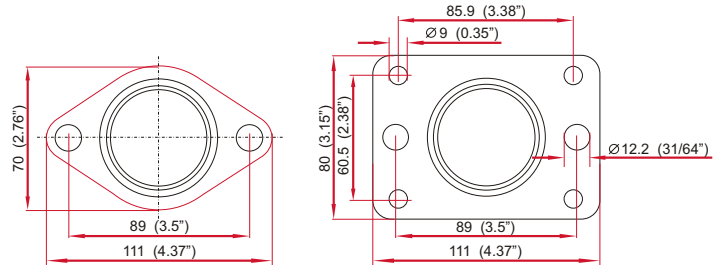
Technical description








- * castor load capacity: 250kg
- * standard temperature range: -30°C to +80°C
- * we advise to mount our products onto a flat and study mounting surface to ensure a rigid support for the complete top plate area of our castors.



Wheel material

- * special engineering low wear impact-resistant polyamide 6.6 wheel.



							
JBPN 058-CC1/A	58	35	96	54		X	
JBPN 058-CC1/A-R	58	35	96	54			X
JBPN 070-CC1/A	70	35	102	60		X	
JBPN 070-CC1/A-R	70	35	102	60			X

- JBPN CC1/A** / Swivel castor diamond with toe-guard & non-toe-guard
- JBPN CC1/A-R** / Swivel castor rectangular with toe-guard & non-toe-guard
- JBPN CC1/AT16** / Swivel castor diamond with toe-guard & non-toe-guard
- JBPN CC1/A-RT16** / Swivel castor rectangular with toe-guard & non-toe-guard








Technical description

- * castor load capacity: 250kg
- * standard temperature range: -30°C to +80°C
- * we advise to mount our products onto a flat and study mounting surface to ensure a rigid support for the complete top plate area of our castors.



Wheel material

- * special engineering low wear impact-resistant polyamide 6.6 wheel.

							
JBPN 058-CC1/AT12.7	58	35	96	54		X	
JBPN 058-CC1/A-RT12.7	58	35	96	54			X
JBPN 058-CC1/AT16	70	35	102	60		X	
JBPN 058-CC1/A-RT16	70	35	102	60			X
JBPN 070-CC1/AT12.7	58	35	96	54		X	
JBPN 070-CC1/A-RT12.7	58	35	96	54			X
JBPN 070-CC1/AT18.7	70	35	102	60		X	
JBPN 070-CC1/A-RT18.7	70	35	102	60			X
JBPN 070-CC1/AT22	70	35	102	60		X	
JBPN 070-CC1/A-RT22	70	35	102	60			X

Wheel series 35K

* 35K, thermoplastic elastomer tyre (TPE) iron grey RAL 7011, Shore A 80, electrically conductive, plastic wheel centre and plastic thread guard.



Ball Bearing					
35K050r	50	22	21.5	8	40
35K080r	80	30	36.5	8	80
35K100r	100	30	36.5	8	100
35K125r	125	32	36.5	8	100
35K150r	150	32	36.5	8	100
35K200r	200	32	36.5	8	100

32CaZ / Permanent Electrically Conductive

32CbZ / Blue Grey Solid Rubber wheel

32CwZ / Blue Grey Solid Rubber 2 Hardness wheel

Wheel series 32C

* 32C..a, solid rubber tyre black, electrically conductive, shore A 80, free of contact discoloration, sheet steel metal thread guard, zinc passivated, flange bearing/ball bearing.

* 32C..b, solid rubber blue grey, shore A 80, free of contact discoloration, sheet steel metal thread guard, zinc passivated, flange bearing/ball bearing.

* 32C..w, 2-components-tyre, blue grey operational surface shore A 60, tyre core shore A 85, sheet steel metal thread guard, zinc passivated, flange bearing/ball bearing.



Flange bearing/Ball Bearing					
32C080aZ	80	30	37	8	80
32C100aZ	100	32	37	8	80
32C125aZ	125	32	37	8	100
32C150aZ	150	32	37	8	100
32C200aZ	200	32	37	8	100



Flange bearing/Ball Bearing					
32C080bZ	80	30	37	8	80
32C100bZ	100	30	37	8	80
32C125bZ	125	32	37	8	100
32C150bZ	150	32	37	8	100
32C200bZ	200	32	37	8	100








Flange bearing/Ball Bearing					
32C100wZ	100	30	37	8	80
32C125wZ	125	30	37	8	100
32C150wZ	150	32	37	8	100
32C200wZ	200	32	37	8	100

Wheel series 18K

- * 18K...V, polyurethane tyre red-orange, shore A 95, bonded on cast wheel centre, precision ball bearing, with 85mm pressed steel centre.
- * 18K...A, Anti-Static shore A 95, bonded on cast wheel centre, precision ball bearing, with 85mm pressed steel centre.



Ball Bearing					
18K100v	100	40	40	15	275
18K125v	125	40	40	15	350
18K150v	150	50	50	20	800
18K200v	200	50	50	20	950








Wheel series 32Cv

- * 32C...v, polyurethane tyre red-orange, shore A 95, bonded on steel sheet wheel centre, flange bearing.
- * Semi- Heavy Duty wheels able to fit 367 & 421 series.

NEW PRODUCT



Flange bearing/Ball Bearing					
32C080V_2	80	30	37	8	150
32C100V_2	100	30	37	8	200
32C125V_2	125	32	37	8	300
32C150V_2	150	32	37	8	350



3069B_ESD / Heavy Duty Permanent Electrically Conductive wheel
3069B / High Capacity Load wheel


Wheel series 3069B

* 18K...V, polyurethane tyre red-orange, shore A 95, bonded on cast wheel centre, precision ball bearing, with 85mm pressed steel centre.



Permanent Electrically Conductive

Permanent Electrically Conductive					
3069_B_ESD_ASSY	75	46	50.8	30.2	540
Ball Bearing					
3069_B_ASSY	75	46	50.8	30.2	540



09F / TPE Permanent Electrically Conductive wheel

Wheel series 09F

* Rhombus Polypropylene wheel delivery maximum performance and an Anti-Static solution for your most demanding caster application. With a focus on ergonomics, this advanced wheel start rolling, keeps rolling and swivel with ease! The Innovative nylon and TPE construction stands up to solvents..

Wheel material

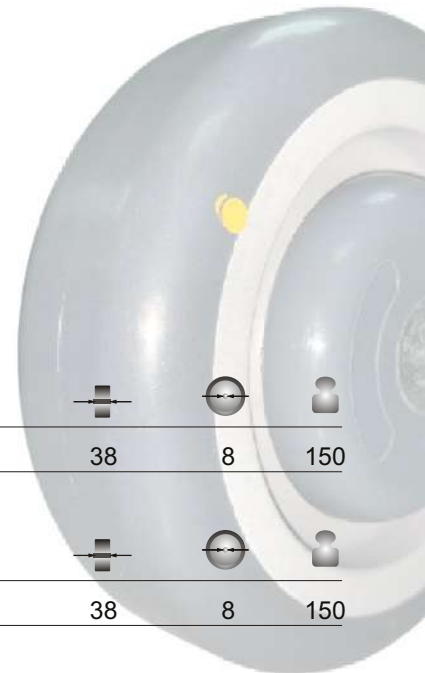
- * Wheel Face: Slight Crow
- * Finish: Iron Grey
- * Temperature Range: -30 to +120 F
- * Hardness: Shore A 80

NEW PRODUCT



Permanent Electrically Conductive

Permanent Electrically Conductive					
09F H09K100V_HY_ESD	100	32	38	8	150
Wheel Spec					
09F H09K100V_G_HY	100	32	38	8	150



RHOMBUS
The power of motion



colson[®]
GROUP ROLLING AT THE
SPEED OF LIFE



THE GLOBAL LEADER IN CASTORS & WHEELS

